

Destinations 2009

An analysis of the destinations of school leavers in Shropshire in 2009

Headline Information:

Entering education

- The number of school leavers entering post-16 education has increased
- The number of 18 year olds entering HE or gap year has increased.

Entering employment/training

The percentage of school leavers entering employment and or training has fallen

Becoming Unemployed

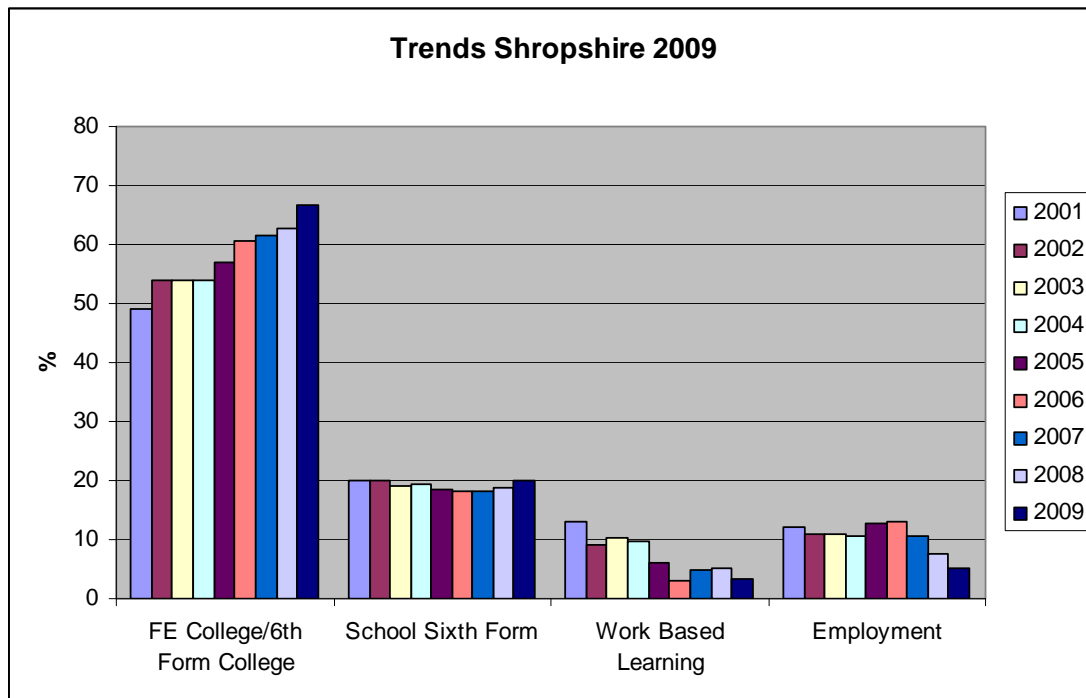
- The percentage of school leavers who became unemployed has fallen.
- No of 18 year-olds unemployed has increased slightly

Summary

- School leavers are entering post-16 education rather than the labour market.
- This is probably caused by a lack of opportunities for unskilled, unqualified workers and also the impact of EMA funding.

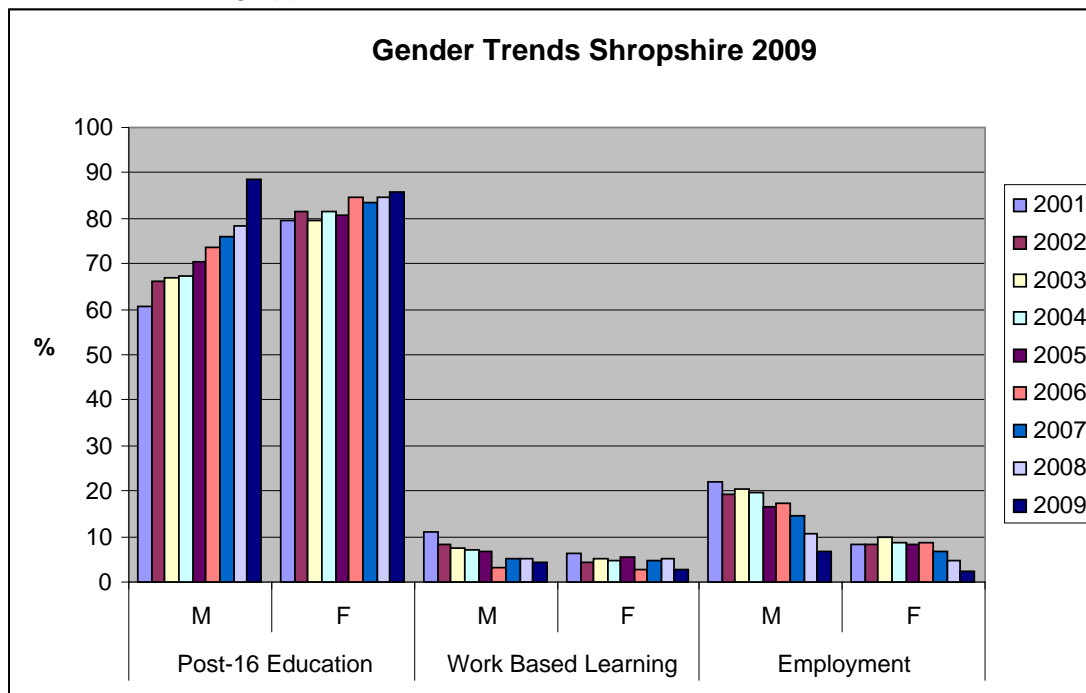
Key Findings

- Those remaining in education beyond age 16 continues to increase
- There is a continuing overall decline in the numbers of Year 11 school leavers entering work based learning and employment



Gender Trends

- This year there are lower percentages of female Year 11 leavers compared to males going on to Post-16 Education, Work-Based Learning and Employment..
- This year for the first time there is a higher percentage of male Year 11 leavers going on to post-16 education. This indicates a lack of employment and training opportunities.



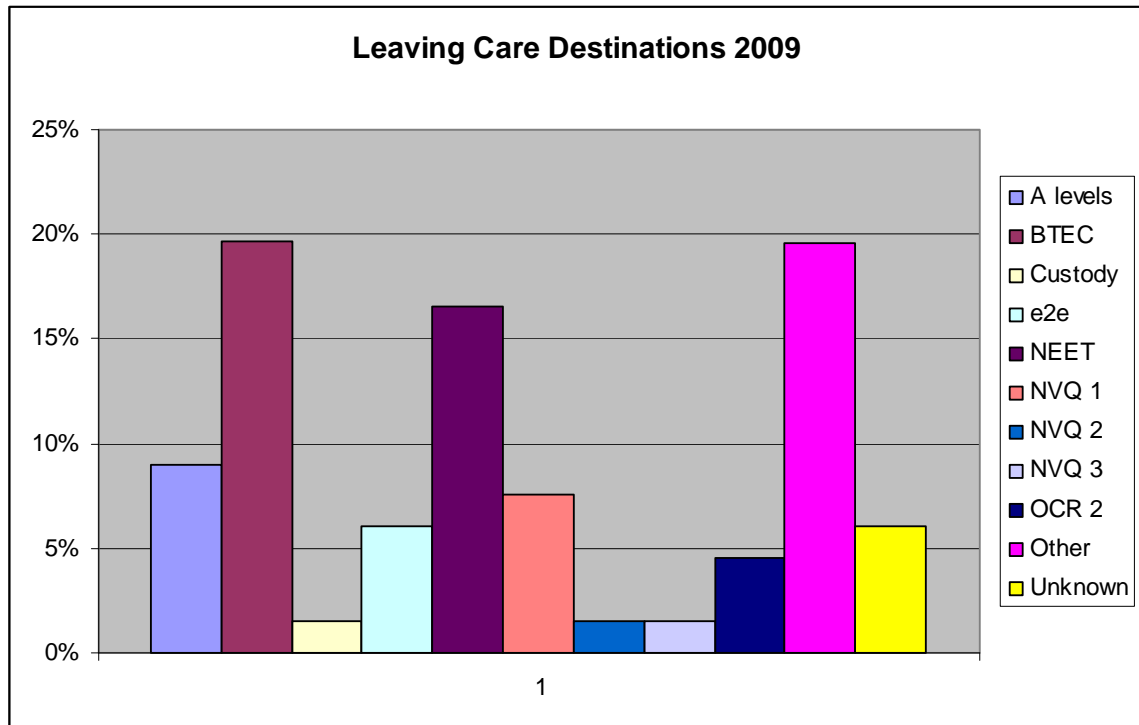
Ethnicity

The percentage of BME school leavers entering post-16 education is higher than for White school leavers. BME school leavers are less likely to enter the labour market.

	White	No info	BME Total	Total
School 6th Form	588	51	16	655
FE College	1151	210	25	1386
Sixth Form College	661	128	25	814
E2E and other non-employed training	95	18	1	114
Full-time Employment	128	20	1	149
Part-time Employment	15	2	0	17
Voluntary Work/PT Education and PDO	6	0	0	6
Unemployed	50	10	0	60
Not Active in the Labour Market	14	2	0	16
Moved out of contact	36	0	0	36
No/Refused Response	3	13	2	18
Total	2708	454	70	3232
Total in FE	2400	389	66	2855
% in FE	88.6	85.6	94.2	88.3
% in E2E and other non-employed training	3.5	3.96	1.4	3.5
% in Employment	5.2	4.84	1.4	5.1
% Unemployed	1.8	2.2	0	1.85

Vulnerable Groups

Looked After Children



Looked after children are less likely to continue into post-16 education, compared to the full year 11 cohort, They are more likely to be NEET or in E2E and other non-employed training. The small numbers involved, however, make direct comparisons questionable

Learning Difficulty and Disability

The proportion of young people with a statement who have stayed in full-time education this year has shown an increase over last year. Those entering employment and/or training have decreased from 18.7% in 2008 to 15.1% in 2009.

Forum Information

Forum Area	Continuing in education		Full-time employment		E2E and other non-employed training		Unemployed	
	2009	2008	2009	2008	2009	2008	2009	2008
North East	83	76.2	6.35	12.0	4.4	4.1	1.5	4.1
North West	86	83.9	4.5	4.9	5	4.7	1.4	3.5
Central	91	83.4	3.1	4.9	2.3	5.2	1.3	3.3
South East	90.4	82.7	4.9	7.3	1.1	3.3	0.1	3.0
South	88.7	78.6	3.4	9.5	5.1	6.0	0	2.3

In all forums the percentages continuing in education has risen

There has been a drop in the percentages of those in full-time employment in all forums

There has been a slight rise in the percentage of those in the North West and North East doing e2e and other non-employed training

There has been a universal decrease in those unemployed.

Year 12 (2008 leaving group)

- 76.7% of the 2008 leaving group have remained in education for a second year compared to 71.5% of the 2007 leaving group.
- In 2008, 13.1% of year 11 leavers went into employment (full or part-time). A year later, 10.68% are in employment.
- The percentage of young people from the 2008 leaving group who were in non-employed training by November 2009 has increased from the previous year. This continues the trend of the previous leaving group.
- Unemployment at November 2009 at 0.81% is less than November 2008.

Year 13 (2007 leaving group)

- A higher percentage of young people from the 2007 leaving group went into HE/Gap Year as the 2006 leaving group. The percentage of young people who are unemployed two years after leaving compulsory education is more for the 2007 leaving group than it was for the 2006 leaving group.
- A larger number of young people who did a two year course of A Levels went directly into HE compared to those who did a two year vocational course. Both of these figures have declined from the previous year.
- Young people who completed a two year course of A Levels are more likely to enter HE/Gap Year than those who took vocational courses at college.